

GW-S Automatic Sprinkler

CUP (Upright/Pendent)

15 mm, K-80, Quick Response



GW SPRINKLER A/S

DESCRIPTION

The GW-S sprinkler series offers high quality, European manufactured, modern compact design, that meet the rigid test requirements set out by the world leading approval authorities. The unique GW PTFE / double groove seal in combination with high end heat responsive frangible glass bulbs guarantee durable operation and reliable performance. The use of precisely CNC-machined hot forged frames eliminates the risk of porosity. All manufacturing and testing processes are performed strictly in compliance with our quality management system, certified to ISO 9001.

APPLICATION

GW-S CUP Quick Response sprinklers are used in fixed fire protection systems. Care must be exercised that RTI, orifice size, temperature rating, deflector style and sprinkler type is in accordance with the latest published standards i.e. EN12845, CEA4001 or NFPA13.





The CUP (conventional upright/pendent) type sprinkler will pass approximately 50% of the water in the flow direction, and reverse spray 50%, generating at spherical spray pattern that will also wet/cool the ceiling.

TECHNICAL SPECIFICATION

STYLE	CUP (conventional upright pendent)
RTI-VALUE	RTI < 50, Quick Response
GLASS BULB DIAMETER	Ø 3 mm
TEMPERATURE RATING	57, 68, 79, 93, 141°C
ORIFICE:	Ø 11 mm
K-FACTOR:	80 lpm / bar ^{1/2}
NOMINAL THREAD:	15 mm (1/2" BSPT), length: 14mm
MAX. WORKING PRESSURE	12 bar
SYSTEM TEST PRESSURE	20 bar
FACTORY TEST PRESSURE	35 bar
WEIGHT	69 grams
OVERALL LENGTH	52 mm
DEFLECTOR DIAMETER	Ø 32
FINISHES	Natural (Brass), chrome plated, polyester powder coated (RAL)



APPROVALS

 VdS (Germany)	 VKF (Switzerland)	 LPCB (UK)	 CE to EN12259-1
--	--	--	--

NOTE:

Not all bulb temperatures and material options are approved by all authorities. Please consult GW for specific information.

OPTIONS

For improved corrosion resistance the GW-S series can be supplied (on request) in superior materials, such as: stainless steel SS316 or 254SMO, Nickel Aluminium Bronze and even in Titanium. Also available with ENP plating (electroless nickel plating).

Consult GW Sprinkler for further options.

GW-S Automatic Sprinkler CUP (Upright/Pendent) 15 mm, K-80, Quick Response



GW SPRINKLER A/S

INSTALLATION

Install CUP type sprinklers in either the upright or the pendent position.

Modern sprinklers incorporate highly sensitive and fragile glass bulbs and the utmost care must be taken during handling and installation not to damage the glass bulb in any way!

Never install sprinklers that have been dropped, damaged or fully or partly lacks glass bulb fluid.

Install only sprinklers in pipework that is in place to prevent mechanical damage of the sprinklers.

Use only GW sprinkler wrench or box-spanner. Recommended torque to obtain leak tight joint: 10 – 20 Nm.

Brass sprinklers should only be installed in non-corrosive environments and environments free of ammonia, chloride vapors and cleaning solutions.

MAINTENANCE

The sprinkler system should be inspected and maintained according to e.g. NFPA 25.

Sprinkler heads should be inspected on an annular basis. Ensure that the sprinklers are not used for hanging any objects, and do not show signs of leakage or corrosion. Sprinklers found to be painted, coated or otherwise altered after leaving the factory must be replaced. Also replace any sprinkler that has a cracked bulb or has lost liquid from its bulb.

Dusty sprinklers can be gently cleaned using a feather duster – or similar gentle method/tool.

Automatic sprinklers are recommended to be inspected, tested and maintained by a qualified Inspection Service in accordance with local requirements and/or national codes.

GW-S sprinklers are supplied in special purpose built Styrofoam boxes for maximum protection – and spare sprinklers should always be stored / kept in the original packaging until installation.

WATER DISTRIBUTION & FLOW GRAPH

